

PETER
KITCHELL

DIGITAL PRINTS 2008-2013

Series

<i>Flojo series</i> 2010-2013	8-17
<i>High Plains series</i> 2012	18-25
<i>Lost Land series</i> 2008-2010	26-29
<i>Museum series</i> 2009-2010	30-33
<i>New York series</i> 2008-2009	34-37
<i>Old Atlantic series</i> 2008	38-39
<i>Park series</i> 2009	40-49
<i>Puerto Rico series</i> 2009	50-53
<i>Rise & Set series</i> 2009	54-55
<i>Sylvan series</i> 2010	56-59
<i>Stillness series</i> 2011	60-65
<i>Lamp series</i> 2011-2012	66-71
<i>Hospital, Hotel and Corporate installations</i>	72-81





Five years have gone by since my first portfolio book. We are astonished that there is easily enough material to fill a second book. No, we are not just going for quantity here. To a person who always lives in the present and can barely remember what I was doing six months ago, this came as a real surprise. Like many artists, I measure my life by the projects I have taken on. It is rewarding for us to see that we have been busy.

Having been around the block a few times, am I doing things any different than before? I am learning more than ever from fellow photographers. I am inspired by their playfullness, their eye, their devotion to an idea.

As I apply myself to big scary jobs that go on for months and years, I remind myself not to take any of this too seriously. We got into this world of visual inspiration because that is exactly how we see the world around us. It is automatic.

I have taken to clearing and cleaning up some of my woods. I am doing this as a way to be out in what I love. There is plenty of time to think about what I am doing. I realized that I should just give in to the fact that the overriding goal is to create a pleasing open view. Sure, it's about the health of the woods and how it will look twenty years from now. But, really it always comes back to pleasing the eye and how good that makes the soul feel.




THE FACTS

This book is meant as a sampling of what is available from KFA. It also is meant as a starting point in describing future custom projects you may have. If you can find something in here that appeals to you then we can work towards a mural or series of individual pieces that fit your needs.


You are holding a tool, more a catalog than a coffee table book. The images are organized by the series they represent with a very simple index in the front. In most cases there are more images in any given series than you see here. Installation shots are in the back. Otherwise most pages are formatted with the series and the years that the images have been created in. Near the print image, or near the bottom of the page for the larger print images, you will find the individual titles.

Dimensions are given in three sizes, small medium and large. Exceptions to these sizes can be made, but we would like to try to stick to these size options. They make sense and have been carefully worked out. All of my images start out at 300 dpi when created, size permitting. 150% of original size gives us 200 dpi—still a workable size for paper or canvas. 200% gives us 150 dpi—only viable in image quality when printed on canvas. Though at 200% a file can be printed wall size and still look great at a distance of 6 feet or more. I am currently limited to printing on 60" wide media with a image length of 144". To create an image larger than this, sectioning, tiling or overlapping needs to happen—see some of the installation examples towards the back of the book.



This image: section from Museum series - Berkshire 4






title: Moon-Sun Rise

large 50" x 55" medium 41" x 45" small 32" x 35"



PWK
2013




title: Turp Pines 1

large 50" x 55" medium 41" x 45" small 32" x 35"

PWK
2013












Eastern Approach 16" x 60"



title: High Plains 6

large 19" x 60" medium 16" x 50" small 12" x 37.5"

PWK
2013



title: Milk River

large 22" x 70" big 19" x 60" medium 16" x 50" small 12" x 37"

PWK
2013



Preserve 1



title: Preserve 2

large 19" x 60" medium 16" x 50" small 12" x 37"

PWK
2013



title: Plain Bars 2

large 20" x 60" medium 16" x 48" small 12"x 36"

PWK
2013





Lost Land 5 30 x 60










Berkshire 4



Berkshire 2



East River Edges
40" x 44"




Checked Present



Broadway Boogie
36" x 40"



Good Neighbors




Promenade B






Old Atlantic 3



title: Old Atlantic 2





title: Long Coast

large 48" x 48" medium 40" x 40" small 30" x 30"


PWK
2013




title: Barrier Lands

large 48" x 48" medium 40" x 40" small 30" x 30"

PWK
2013









Puerto Rico 1



title: Puerto Rico 2

large 50" x 51" medium 40" x 41" small 30" x 31"

PWK
2013



Puerto Rico 5



PWK
2013

large 50" x 51" medium 40" X 41" small 30" x 31"

title: Puerto Rico 3






title: Rise & Set 1

large 50" x 50" medium 40" x 40" small 30" x 30"

PWK
2013



title: Rise & Set 2

large 50" x 50" medium 40" x 40" small 30" x 30"


PWK
2013














Bluegrass
20" high x 12" wide x 70" long



Lamp series 2011-2012
Installation at the Pushkin Gallery, Greenfield, MA.



Fore Lake Pines Drum
36" dia. x 12" high




Ochlokonee Pines Drum
36" dia. x 12 " high

Lamp Series 2011-2012
Installation at the Pushkin Gallery, Greenfield, MA.







Installation 2011
Assembly photos for Kaiser multi dimensional pieces



Installation 2011
multi dimensional murals for Kaiser Health Center, Washington D.C.



Installation 2010
H2 Investments, Corporate office, New York




Installation 2010
H2 Investments, Corporate office, New York



Installation 2012
Restaurant 55, Fairfield, CT



Installation 2012
Structured Portfolio Management, Corporate office, Stamford, CT.



Installation 2012
Structured Portfolio Management, Corporate office, Stamford, CT.



to contact us:

*studio #413-625-6651
peter@peterkitchell.com
www.peterkitchell.com*

pricing upon request